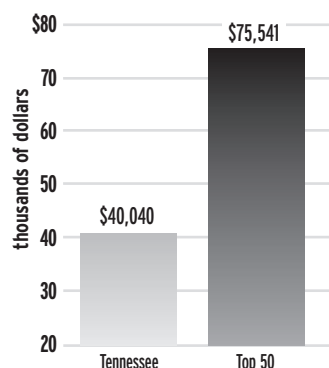


# THE LIST: TENNESSEE WEALTHIEST ZIP CODES

ranked by median household income in 2008

## Median household income

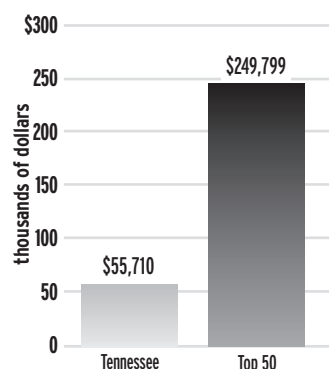
Tennessee vs. top 50 zip codes, 2008



SOURCE: ESRI

## Median net worth

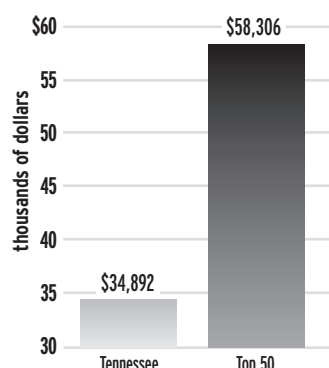
Tennessee vs. top 50 zip codes, 2008



SOURCE: ESRI

## Median disposable income

Tennessee vs. top 50 zip codes, 2008



SOURCE: ESRI

LEE SWETS | MBJ

Notes: Information provided by ESRI. Copyright 2008 ESRI. All rights reserved.

Researched by Jason Bolton

TOP OF THE LIST SPONSORS:

**CLAY & LAND**  
INSURANCE



Waddell & Associates, Inc.  
WEALTH STRATEGISTS

Prior Rank	Zip Code City County	Total Population	Number of Households	Median Household Income in 2008	Average Household Income in 2008	Per Capita Income in 2008	Median Net Worth in 2008	Median Disposable Income in 2008	Median Home Value in 2008
1	<b>38139</b> Germantown Shelby	16,233	5,302	\$152,957	\$212,773	\$69,497	\$842,976	\$114,834	\$339,719
4	<b>37350</b> Lookout Mountain Hamilton	1,903	758	\$133,111	\$184,656	\$73,552	\$793,475	\$102,239	\$470,879
3	<b>37069</b> Franklin Williamson	19,960	6,814	\$125,982	\$151,730	\$51,799	\$565,434	\$95,895	\$339,036
2	<b>37027</b> Brentwood Williamson	46,352	16,850	\$123,833	\$169,544	\$61,710	\$652,429	\$95,535	\$384,282
8	<b>37067</b> Franklin Williamson	20,355	8,064	\$103,498	\$133,293	\$52,820	\$332,378	\$81,370	\$339,417
5	<b>37934</b> Knoxville Knox	24,161	8,872	\$99,246	\$129,639	\$47,719	\$500,246	\$80,160	\$256,504
6	<b>38138</b> Germantown Shelby	24,437	9,333	\$98,071	\$146,096	\$55,814	\$590,227	\$80,846	\$240,164
9	<b>37922</b> Knoxville Knox	32,195	11,736	\$95,748	\$133,024	\$48,510	\$501,636	\$78,387	\$235,254
10	<b>37215</b> Nashville Davidson	22,633	10,305	\$94,525	\$148,703	\$68,535	\$550,115	\$77,202	\$390,720
7	<b>38017</b> Collierville Shelby	43,193	14,679	\$93,616	\$124,298	\$42,274	\$421,715	\$77,007	\$242,507
13	<b>37220</b> Nashville Davidson	5,854	2,453	\$90,806	\$138,678	\$58,110	\$495,939	\$74,840	\$275,258
18	<b>38120</b> Memphis Shelby	14,608	6,527	\$89,321	\$143,462	\$64,199	\$491,963	\$73,265	\$268,000
16	<b>37135</b> Nolensville Williamson	6,607	2,244	\$86,353	\$102,338	\$34,758	\$341,058	\$70,976	\$247,529
15	<b>37205</b> Nashville Davidson	24,892	11,987	\$86,345	\$136,708	\$66,028	\$400,432	\$69,864	\$347,318
11	<b>38125</b> Memphis Shelby	31,535	11,672	\$84,478	\$103,376	\$38,277	\$287,800	\$67,697	\$172,264
12	<b>38018</b> Cordova Shelby	32,460	12,737	\$83,947	\$109,091	\$42,979	\$289,169	\$67,178	\$184,660
17	<b>37064</b> Franklin Williamson	46,101	17,172	\$83,149	\$105,128	\$39,346	\$289,848	\$66,973	\$263,961
14	<b>38016</b> Cordova Shelby	41,082	16,582	\$82,771	\$102,371	\$41,354	\$279,922	\$65,397	\$193,839
23	<b>37221</b> Nashville Davidson	35,210	15,211	\$79,072	\$102,987	\$44,564	\$281,221	\$62,688	\$224,867
20	<b>37179</b> Thompson's Station Williamson	11,839	3,962	\$78,321	\$87,727	\$29,359	\$225,971	\$61,370	\$223,999
21	<b>38135</b> Memphis Shelby	28,253	10,041	\$78,230	\$88,438	\$31,488	\$263,633	\$60,400	\$160,791
28	<b>38119</b> Memphis Shelby	22,270	10,047	\$77,443	\$101,592	\$46,123	\$237,595	\$60,317	\$185,200
22	<b>38133</b> Memphis Shelby	20,040	7,110	\$76,108	\$86,687	\$30,768	\$208,967	\$58,722	\$137,523
25	<b>38002</b> Arlington Shelby	29,644	10,748	\$76,055	\$88,650	\$32,300	\$254,611	\$58,256	\$188,703
26	<b>37174</b> Spring Hill Maury	21,935	7,772	\$75,664	\$82,179	\$29,160	\$202,955	\$58,355	\$205,664

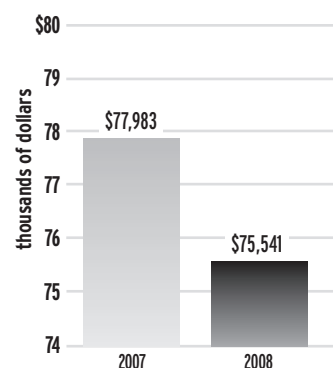
(Continued)

# THE LIST: TENNESSEE WEALTHIEST ZIP CODES

continued

## Median household income

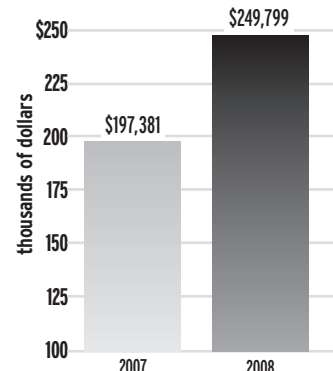
Top 50 zip codes in Tennessee



SOURCE: ESRI

## Median net worth

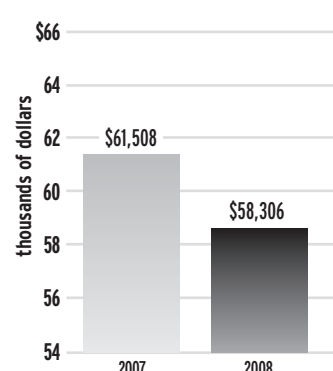
Top 50 zip codes in Tennessee



SOURCE: ESRI

## Median disposable income

Top 50 zip codes in Tennessee



SOURCE: ESRI

LEE SWETS | MBJ

Notes: Information provided by ESRI.  
Copyright 2008 ESRI. All rights reserved.

Researched by Jason Bolton

TOP OF THE LIST SPONSORS:

**CLAY & LAND**  
INSURANCE



Waddell & Associates, Inc.  
WEALTH STRATEGISTS

Prior Rank	Zip Code City County	Total Population	Number of Households	Median Household Income in 2008	Average Household Income in 2008	Per Capita Income in 2008	Median Net Worth in 2008	Median Disposable Income in 2008	Median Home Value in 2008
26	37014 Arrington Williamson	1,483	562	\$75,418	\$95,837	\$36,319	\$271,887	\$60,838	\$236,149
27	37377 Signal Mountain Hamilton	16,223	6,670	\$73,704	\$105,207	\$43,355	\$321,763	\$58,216	\$230,917
28	37128 Murfreesboro Rutherford	37,972	14,075	\$73,017	\$80,537	\$29,893	\$161,858	\$56,449	\$192,678
29	38028 Eads Fayette	6,128	2,294	\$72,921	\$90,912	\$34,048	\$276,351	\$56,392	\$171,964
30	37122 Mount Juliet Wilson	44,764	16,248	\$72,653	\$86,130	\$31,298	\$264,929	\$57,423	\$213,150
31	37363 Ooltewah Hamilton	28,777	10,219	\$72,609	\$86,522	\$31,380	\$229,904	\$55,658	\$169,425
32	37932 Knoxville Knox	12,931	5,041	\$71,572	\$86,781	\$33,840	\$244,986	\$56,120	\$172,361
33	37075 Hendersonville Sumner	56,597	22,143	\$71,117	\$86,516	\$33,902	\$220,813	\$55,543	\$202,649
34	37082 Kingston Springs Cheatham	6,470	2,388	\$69,657	\$82,373	\$30,403	\$209,702	\$54,897	\$212,590
35	37086 La Vergne Rutherford	29,273	10,585	\$69,012	\$75,006	\$27,122	\$160,288	\$53,630	\$161,816
36	37127 Murfreesboro Rutherford	14,775	5,320	\$68,977	\$80,058	\$28,967	\$180,226	\$54,466	\$190,714
37	37085 Lascassas Rutherford	3,793	1,400	\$68,116	\$74,941	\$27,885	\$150,000	\$53,079	\$183,759
38	38004 Atoka Tipton	9,104	3,157	\$67,928	\$74,447	\$25,818	\$160,491	\$54,167	\$147,679
39	37138 Old Hickory Davidson	21,796	8,763	\$67,708	\$83,956	\$33,780	\$197,569	\$53,741	\$171,116
40	37153 Rockvale Rutherford	5,119	1,820	\$67,281	\$78,330	\$27,879	\$195,114	\$53,557	\$177,129
41	38141 Memphis Shelby	21,590	7,642	\$66,800	\$71,619	\$25,363	\$143,914	\$52,444	\$113,492
42	37129 Murfreesboro Rutherford	47,909	18,138	\$66,312	\$76,237	\$29,099	\$155,400	\$52,708	\$188,582
43	37343 Hixson Hamilton	37,715	14,927	\$65,252	\$81,015	\$32,105	\$202,097	\$52,610	\$146,675
44	37188 White House Robertson	13,614	4,803	\$64,850	\$71,579	\$25,253	\$146,864	\$51,817	\$169,580
45	37341 Harrison Hamilton	12,484	4,684	\$64,483	\$77,740	\$29,197	\$190,510	\$51,463	\$144,786
46	37146 Pleasant View Cheatham	7,088	2,529	\$64,361	\$72,656	\$25,934	\$178,312	\$51,513	\$167,635
47	37421 Chattanooga Hamilton	43,603	18,426	\$64,246	\$83,301	\$35,698	\$183,708	\$52,553	\$165,919
48	37938 Knoxville Knox	16,198	6,215	\$63,813	\$74,875	\$28,779	\$182,093	\$51,372	\$161,289
49	37167 Smyrna Rutherford	46,795	17,770	\$63,464	\$71,520	\$27,250	\$114,111	\$51,352	\$184,848
50	38305 Jackson Madison	46,556	18,129	\$62,836	\$82,584	\$32,540	\$168,082	\$50,808	\$128,918