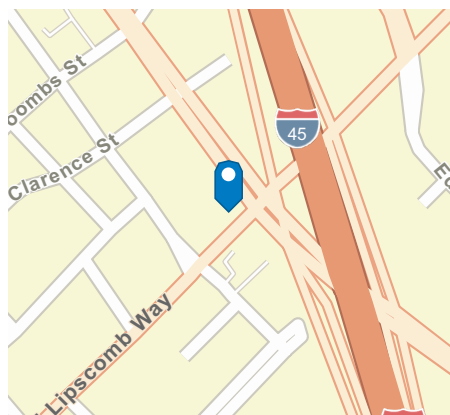
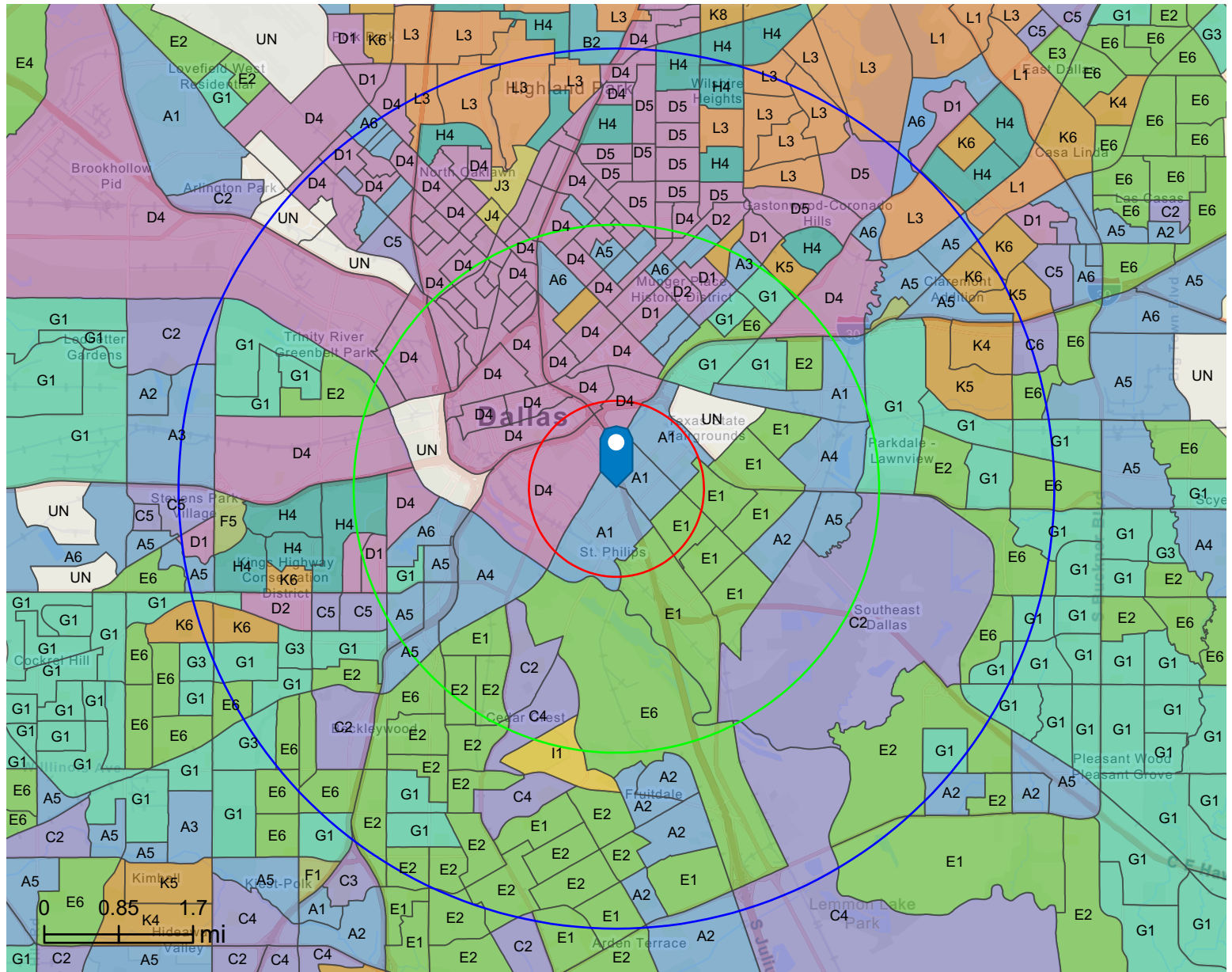















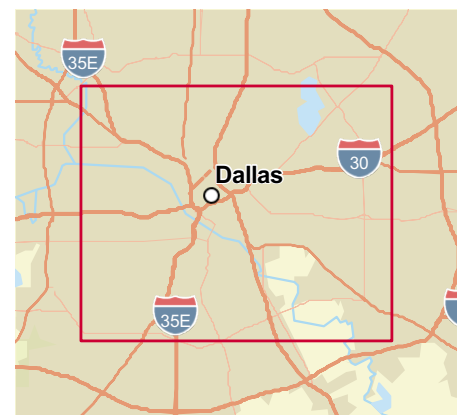
# Dominant Tapestry Map

Dallas County, TX  
Ring: 5 mile radius



## LifeMode Groups

- |  |   |
|--|---|
|  A: Urban Threads         |  H: Family Prosperity  |
|  B: Books and Boots       |  I: Countryscapes      |
|  C: Metro Vibes           |  J: Mature Reflections |
|  D: Tech Trailblazers     |  K: Suburban Shine     |
|  E: Community Connections |  L: Premier Estates    |
|  F: Urban Harmony         |  U: Unclassified       |
|  G: Family Fabric         |   |



## Tapestry Segmentation

Tapestry Segmentation represents the latest generation of market segmentation systems that began over 40 years ago. The 60-segment Tapestry Segmentation system classifies U.S. neighborhoods based on their socioeconomic and demographic composition. Each segment is identified by its two-digit Segment Code. Match the two-digit segment labels on the map to the list below. Click each segment below for a detailed description.

[Segment A1 \(Independent Cityscapes\)](#)

[Segment A2 \(City Commons\)](#)

[Segment A3 \(Social Security Set\)](#)

[Segment A4 \(Fresh Ambitions\)](#)

[Segment A5 \(Welcome Waves\)](#)

[Segment A6 \(Young and Restless\)](#)

[Segment B1 \(Dorms to Diplomas\)](#)

[Segment B2 \(College Towns\)](#)

[Segment B3 \(Military Proximity\)](#)

[Segment C1 \(Single Thrifties\)](#)

[Segment C2 \(Kids and Kin\)](#)

[Segment C3 \(Metro Fusion\)](#)

[Segment C4 \(Family Foundations\)](#)

[Segment C5 \(Diverse Horizons\)](#)

[Segment C6 \(Moderate Metros\)](#)

[Segment D1 \(Emerging Hub\)](#)

[Segment D2 \(Trendsetters\)](#)

[Segment D3 \(Modern Minds\)](#)

[Segment D4 \(Metro Renters\)](#)

[Segment D5 \(Laptops and Lattes\)](#)

[Segment E1 \(Modern Income Homes\)](#)

[Segment E2 \(Southwestern Families\)](#)

[Segment E3 \(Hometown Charm\)](#)

[Segment E4 \(Mobile Meadows\)](#)

[Segment E5 \(Rural Versatility\)](#)

[Segment E6 \(Family Bonds\)](#)

[Segment F1 \(High Rise Renters\)](#)

[Segment F2 \(Family Extensions\)](#)

[Segment F3 \(Downtown Melting Pot\)](#)

[Segment F4 \(City Strivers\)](#)

[Segment F5 \(Uptown Lights\)](#)

[Segment G1 \(Shared Roots\)](#)

[Segment G2 \(Up and Coming Families\)](#)

[Segment G3 \(Generational Ties\)](#)

[Segment H1 \(Flourishing Families\)](#)

[Segment H2 \(Boomburbs\)](#)

[Segment H3 \(Neighborhood Spirit\)](#)

[Segment H4 \(Urban Chic\)](#)

[Segment I1 \(Small Town Sincerity\)](#)

[Segment I2 \(Scenic Byways\)](#)

[Segment I3 \(Heartland Communities\)](#)

[Segment I4 \(Rooted Rural\)](#)

[Segment I5 \(Rural Resort Dwellers\)](#)

[Segment I6 \(Southern Satellites\)](#)

[Segment I7 \(Country Charm\)](#)

[Segment J1 \(Senior Escapes\)](#)

[Segment J2 \(The Elders\)](#)

[Segment J3 \(Retirement Communities\)](#)

[Segment J4 \(Silver and Gold\)](#)

[Segment K1 \(Legacy Hills\)](#)

[Segment K2 \(Middle Ground\)](#)

[Segment K3 \(Loyal Locals\)](#)

[Segment K4 \(Classic Comfort\)](#)

[Segment K5 \(Dreambelt\)](#)

[Segment K6 \(City Greens\)](#)

[Segment K7 \(Room to Roam\)](#)

[Segment K8 \(Burbs and Beyond\)](#)

[Segment L1 \(Savvy Suburbanites\)](#)

[Segment L2 \(Professional Pride\)](#)

[Segment L3 \(Top Tier\)](#)

