

2024 Esri Infrastructure Management & GIS Conference

SPECIFICATION AND FULFILLMENT GUIDE

October 22-24, 2024
Palm Springs Convention Center
Palm Springs, CA



Specifications Guide

Welcome! We are happy to have you join us a sponsor or exhibitor at this year's Esri Infrastructure Management & GIS Conference (IMGIS).

To prepare, we have assembled this guide for all items available at the event this year. All tasks will be completed in the Exhibitor Portal.


If you have any questions, please email us at exhibits@esri.com.

As a reminder, all deliverables are due on **August 16, 2024**.

Exhibitor A La Carte Menu Items

Email Highlight (Small)

How to fulfill: As long as you uploaded your logo and have provided your URL during the application process, there is no further action needed.



Mobile App Banner Ad

Orientation: Landscape

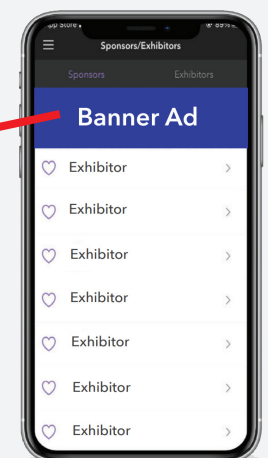
Dimensions: 960 x 225 px

Resolution: High quality, 300 dpi

File Type: PNG or JPEG

Max File Size: 1 MB

How to fulfill: In the exhibitor portal, find the task "Submit Mobile App Banner Ad" and submit your graphic file. Mark the task as "complete" when finished.



Industry Newsletter Ad

Orientation: Landscape

Dimensions: 1200 x 240 px

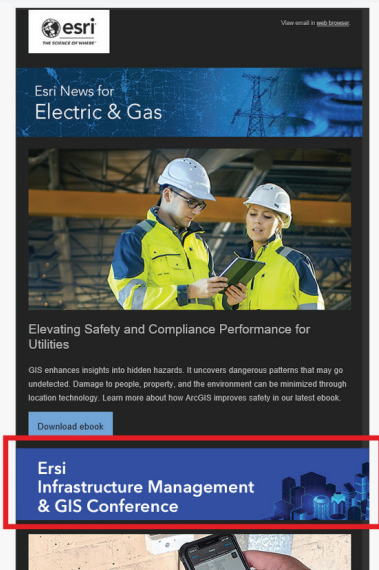
Resolution: High quality, 300 dpi

File Type: PNG or JPEG

Max File Size: 1 MB

Min. Text Size: 30 pt font (72 dip for font size)

How to fulfill: In the exhibitor portal, find the task "Submit Industry Newsletter Ad" and submit your graphic file. Mark the task as "complete" when finished.



Email Feature (Large)


Logo: Company logo uploaded during logo task

Character count: 300 characters max.

URL Included: Your organization URL.

Suggestions: Mention any exciting events happening at your booth and add a call to action for attendees.

How to fulfill: In the exhibitor portal, find the task "Email Feature (large)" and add your copy and URL to include. We will use your logo on file that your group submitted. Mark the task as "complete" when you are ready.



Live Session/Presentation (20 minutes)

Presentation Time: 20 minute presentation in special session room for all attendees to join.

How to fulfill: In the exhibitor portal, find the task "Submit Partner Presentation (20 minutes)." This provides a link to the call for presentations portal in which you will submit your presentation information. After your submission, you should receive a confirmation email that the information was submitted correctly. Your presentation will be scheduled at a later date by the Esri team.

Custom Branded Meeting Room

Orientation: Portrait

Size: 77.5" x 94.4375 * please add .25" bleed to overall graphics (sponsor designs A&B, Esri designs C panels.)

File Type: PNG, JPEG, AI, PDF, PSD

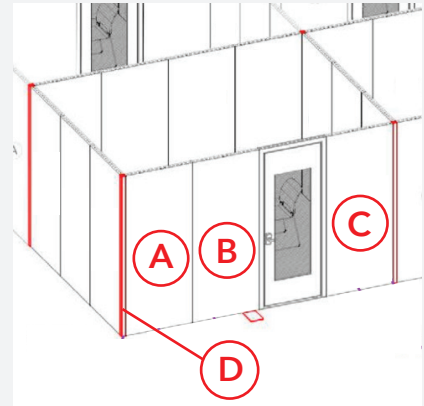
Image Resolution: All files must be created at 100 percent size and 150 dpi or higher. Files must be in CMYK color value.

Suggestions: Use vivid imagery to capture attention and your booth number. Add a QR number to have a call to action for attendees.

How to fulfill: In the exhibitor portal, find the task "Submit Your Custom Branded Meeting Room Graphics." After uploading your file, please mark the task as "complete."



D



Sponsor A La Carte Menu Items

Half Meter Board

Orientation: Portrait

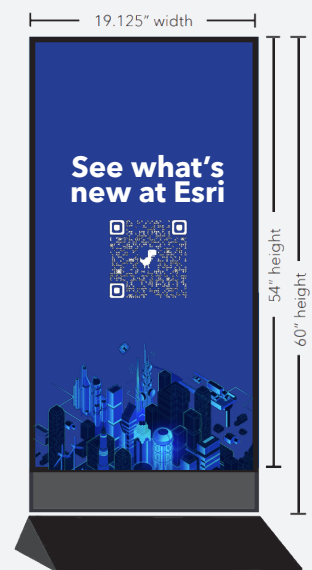
Image Size: 19.125" (w) x 54" (h) (total size is 60" with 6" hidden base)

Image Resolution: All files must be created at 100 percent size at maximum dpi quality. Files must be saved in the CMYK color value.

File Type: PDF, JPEG (high resolution), TIFF, AI

Suggestions: Use vivid imagery to capture attention. Add a QR code for a call to action for attendee.

How to fulfill: In the exhibitor portal, find the task with "Submit Meter Board Graphic Ad (half)". Click the link to be directed to upload your file. Mark as "complete" when you upload your graphic.



Breakfast Sponsor

How to fulfill: No action is needed for this task. As long as we have your logo, we will include it on signage around the breakfast areas of the conference.

Networking Social Sponsor

How to fulfill: No action is needed for this task. As long as we have your logo, we will include it on signage around the networking social at the conference.

Expo Social Sponsor

How to fulfill: No action is needed for this task. As long as we have your logo, we will include it on signage around the Expo social at the conference.

Email Promotion Component (X-Large)

Orientation: Landscape

Image Size: 1200 x 400 px

Image Restriction: Min. text size is 32 pt

Image File Type: PNG, JPEG

Character Count: Headline (25-50 characters, including spaces) Body (350 characters, including spaces)

Suggestions: If you are showcasing something new or presenting, be sure to include it in this feature.

How to fulfill: In the exhibitor portal, find the task "Submit Email (X-Large) Copy and Image Ad ." Click the link to be directed to upload your file. Mark as "complete" when you upload your graphic.



Meet UDC at EPC

Partnering to Solve Business Challenges for Utilities and Infrastructure
Connect with UDC at the EPC to discuss how we can work together to meet your needs. If you are attending the Developer Summit, don't miss our presentation, Technical Creativity—Fostering Talent to Solve Real-World Challenges. [Learn more on our website.](#)

Charging Station Lounge

Orientation: Portrait/landscape

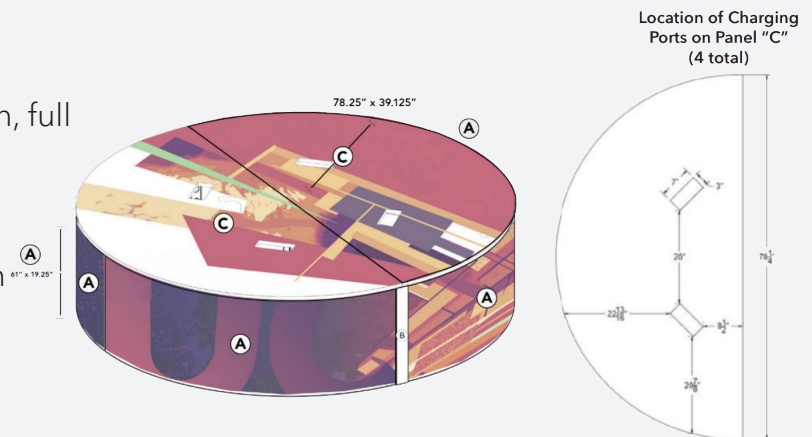
Panel "C" Size: 78.25" x 39.125"

Panel "C" Quantity: 2 (seamless design, full circle (when installed))

Panel "A" Size: 61" x 19.24"

Panel "A" Quantity: 4 (seamless pattern A-A-B-A-A-B)

File Type: PDF, JPG, TIFF



Suggestions: As these are charging stations, there are slots that will be cut for outlet locations. Please keep that in mind to not use too much text. Include a QR code for a call to action for attendees.

How to fulfill: In the exhibitor portal, find the task "Submit Charging Station Lounge (Unit)." Click the link to be directed to upload your file. Mark as "complete" when you upload your graphic.

Golf Sponsorship Menu Items

Hole Sponsor

How to fulfill: No action is needed for this task. As long as we have your logo, we will include it on recognition signage and signage at a hole on the course.

Closest to the Pin Sponsor

How to fulfill: As long as we have your logo, we will include it on recognition signage and signage at a hole on the course.

For your promotional item, you can ship it to the event site or bring it to the tournament site.

Longest Drive Sponsor

How to fulfill: As long as we have your logo, we will include it on recognition signage and signage at a hole on the course.

For your promotional item, you can ship it to the event site or bring it to the tournament site.

Longest Putt Sponsor

How to fulfill: As long as we have your logo, we will include it on recognition signage and signage at a hole on the course.

For your promotional item, you can ship it to the event site or bring it to the tournament site.

Golf Ball Sponsor

How to fulfill: As long as we have your logo, we will include it on the golf ball design for the tournament as well as other recognition.

Beverage Cart Sponsor

How to fulfill: As long as we have your logo, we will include it on the beverage cart as well as other tournament recognition.