

ESRI USER
CONFERENCE

ATTENDEE GUIDE

JULY
11-15 2022

SAN DIEGO CONVENTION CENTER



YOUR GUIDE TO THE 2022 ESRI USER CONFERENCE

Health and Safety

As part of our commitment to safety, all attendees must provide proof of vaccination to attend the event in person. If you are unable to comply with the on-site health and safety requirements or you cannot attend in person, you can [register for digital access](#).

We will follow local mandates and recommend that masks be worn while indoors, but it is not required. Masks will be available upon request at the Information Desk or Registration Desk.

Vaccine verification wristbands will be required to enter any conference area, session, or the San Diego Convention Center (SDCC). See the "Vaccine Checkpoints" section to learn more.

[Learn More about Health and Safety](#)

Vaccine Checkpoints

Before you go to the Registration Desk to pick-up your badge, you will need to get your vaccine-verified wristband at one of the locations below. Vaccine wristbands will be required for entry into the Convention Center or any conference area. Please keep wristbands on during your entire time at the conference.

For expedited vaccine verification, complete your CLEAR Health Pass by following the steps below and taking your green Health Pass to the **green** Vaccine Checkpoint counter. Please note that the CLEAR Health Pass is only available for US attendees. Non-US attendees will need to provide proof of their vaccination at the **blue** Manual Screening counter.

- Step 1** Go to <https://clear.app.link/2022EsriUC> and enter the phone number of the mobile device you will use to download the app.
- Step 2** Download the CLEAR app, then tap the white Health Pass tile.
- Step 3** Tap Enroll or Verify in CLEAR to create your CLEAR member account.
 - New to CLEAR? When prompted, enter your email address and phone number, and have your government-issued photo ID ready.
 - Already a CLEAR member? Use the phone number/email associated with your membership and snap a quick selfie to verify your identity; if prompted for an organization code, enter **2022EsriUC**.
- Step 4:** Tap Add COVID-19 Vaccination and follow the prompts to securely confirm your proof of vaccination.
- Step 5:** On-site, open the CLEAR app, tap the white Your Pass tile, and then tap Open Health Pass to get your result. Show the **green** Health Pass at the **green** Vaccine Checkpoint counter.



San Diego Convention Center Box Offices A, C, E, and G

Saturday, July 9	7:30 AM–5:00 PM
Sunday, July 10	7:30 AM–5:00 PM
Monday, July 11	7:00 AM–6:30 PM
Tuesday, July 12	7:30 AM–6:30 PM
Wednesday, July 13	7:30 AM–7:30 PM
Thursday, July 14	7:30 AM–9:00 PM
Friday, July 15	8:00 AM–12:30 PM

Hilton San Diego Bayfront | Indigo Foyer

Friday, July 8	5:00 PM–7:00 PM
Saturday, July 9	7:30 AM–7:00 PM
Sunday, July 10	7:30 AM–8:00 PM
Monday, July 11	7:00 AM–10:00 AM*
Tuesday, July 12	7:30 AM–10:00 AM*

Marriott Marquis San Diego Marina Pacific Ballroom Foyer, North Tower

Saturday, July 9	7:30 AM–5:00 PM
Sunday, July 10	7:30 AM–6:00 PM

Registration and Badge Pickup

Check-in is easy! Bring your photo ID and Esri User Conference (Esri UC) registration check-in confirmation—or have it available on your mobile device. Scan the QR Code to obtain your Esri UC badge and start your week! Conference materials are available for pickup anytime by scanning your badge at the Conference Material counters. Registration hours and locations are listed below.

We recommend arriving early to check-in due to added vaccine checkpoints.

San Diego International Airport | Terminals 1 and 2

Saturday, July 9	7:00 AM–6:00 PM*
Sunday, July 10	7:00 AM–6:00 PM*

San Diego Convention Center | Hall D

Saturday, July 9	7:30 AM–5:00 PM
Sunday, July 10	7:30 AM–5:00 PM
Monday, July 11	7:00 AM–5:00 PM
Tuesday, July 12	7:30 AM–5:00 PM
Wednesday, July 13	7:30 AM–5:00 PM
Thursday, July 14	7:30 AM–2:00 PM

Hilton San Diego Bayfront | Indigo Ballroom A

Friday, July 8	5:00 PM–7:00 PM
Saturday, July 9	7:30 AM–5:00 PM
Sunday, July 10	7:30 AM–5:00 PM
Monday, July 11	7:00 AM–10:00 AM*
Tuesday, July 12	7:30 AM–10:00 AM*

Marriott Marquis San Diego Marina Pacific Ballroom Foyer, North Tower

Saturday, July 9	7:30 AM–5:00 PM
Sunday, July 10	7:30 AM–5:00 PM

Payments, new registrations, and changes can be made at all other locations and times identified above.

Download the Events App



You can also download and print the full Esri UC agenda—or your customized agenda—from the detailed agenda, accessible on the Agenda page of the Esri UC website.

[Explore the Agenda](#)

*Badge pickup only

Opening Plenary Session

After two years in a virtual format, the UC Plenary Session is returning to the live stage at the San Diego Convention Center. Throughout the day, the GIS community will experience inspirational stories from Jack Dangermond, Esri staff, users and special guest keynotes on how GIS enables us all to map our common ground.

San Diego Convention Center | Halls F-H

Monday, July 11

Morning Session	8:30 AM-10:30 AM
Mid-Morning Session	11:00 AM-12:30 PM
Afternoon Session	2:00 PM-3:30 PM

Jack Dangermond

President, Esri

Ronan Donovan

National Geographic Explorer

Deanne Criswell

Administrator, Federal Emergency Management Agency

Special Guests

- California Natural Resources Agency - Department of Conservation
- CERN European Laboratory for Particle Physics
- City of Sioux Falls
- EGIS
- Energy Queensland
- Jane Goodall Institute
- Massachusetts Department of Transportation
- National Geographic

[Learn More About The Plenary Session](#)

New Attendee Orientation

Join other first-time attendees to get a comprehensive overview that will help you plan your schedule and take advantage of all that Esri UC has to offer.

San Diego Convention Center | Room 24AB

Sunday, July 10 4:00 PM-5:00 PM

Map Gallery Opening and Reception

Enjoy hors d'oeuvres, drinks, and stimulating conversation as you explore how your peers map their world with GIS technology. You may bring a guest if you would like, free of charge. Your Esri UC badge includes a digitally encoded tag that you can use to receive one complimentary drink during the reception.

San Diego Convention Center | Sail Pavilion

Monday, July 11 4:00 PM-6:00 PM

The Esri UC Expo

This is the place to explore, learn, discover solutions, and find true inspiration by connecting one-on-one with GIS innovators from the user community, Esri staff, and Esri partners.

San Diego Convention Center | Exhibit Halls A-C

Tuesday, July 12	9:00 AM-6:00 PM
Wednesday, July 13	9:00 AM-6:00 PM
Thursday, July 14	9:00 AM-4:00 PM

Partner Presentations

Join our Esri Partners as they share their work and showcase demos on the Expo Floor in the Partner Presentation Theater. Be sure to check the agenda for the latest schedule.

San Diego Convention Center | Hall C

Partner Presentation Theatre

Lightning Talks

Tuesday, July 12 11:00 AM-12:00 PM

Partner Presentations

Tuesday, July 12	1:00 PM-5:30 PM
Wednesday, July 13	9:00 AM-5:30 PM
Thursday, July 14	9:00 AM-3:30 PM

Demo Theaters

See how it's done! Meet Esri product engineers and let them show you how the latest technology will transform your GIS workflow and help you overcome your challenges.

Industry-Specific Schedules

Learn more about the industry-specific sessions and events available to you this year. This is the perfect opportunity to focus on the topics most relevant to your field, engage one-on-one with subject matter experts, and learn real-world best practices from industry peers to increase your return on investment (ROI).

[Explore the Flyers](#)

On-Site at Esri UC

Esri is dedicated to providing a welcoming, respectful, safe, and accessible environment for all conference attendees. Our conference fosters an environment where collaboration can thrive, innovation is abundant and encouraged, and all attendees are provided the opportunity to learn and grow. We ask that all Esri staff and conference attendees be mindful of the Esri Code of Conduct for Conferences and Community Spaces to help create for everyone a safe and inclusive environment that is free of harassment, aggression, and intimidation. Please be respectful, and report any inappropriate behavior to Esri staff.

Accessibility

Esri complies with the Americans with Disabilities Act (ADA), and endeavors that all contracted (Esri-sponsored) space is in compliance as well. For our attendees requiring accessibility, Esri is pleased to offer a dedicated, on-site contact. Please reach out to our accessibility team ahead of the conference for more information at accessibility_team@esri.com

Nursing Room

Esri is pleased to offer nursing rooms for the use of conference attendees and Esri staff. These rooms are equipped with electrical outlets and seating and are secured by key lock. Nursing mothers may store expressed milk in refrigerators at the First Aid located in Hall E of the San Diego Convention Center. Please visit the Information Desk for locations and access to the room.

Children at the Conference

We have several opportunities for attendees to include their families, partners, and children in parts of the conference. However, for the safety and security of all

involved, all conference sessions, tracks, and exhibits are for registered attendees only unless otherwise noted. All registered conference attendees must be at least 18 years of age. Guests are welcome to accompany attendees at the Map Gallery Reception, Family Night at the Esri UC Expo, 5K Fun Run/Walk, and the Thursday Night Party. Additional fees for the 5K Fun Run/Walk and Thursday Night Party may apply; please ask for more information at the Registration Desk or the Activities Desk. Childcare is offered for children from six weeks to 12 years old and accommodates the conference schedule so parents/guardians won't miss out on any conference content. KiddieCorp provides licensed childcare at a reasonable cost, subsidized by Esri.

KiddieCorp Child Care

Marriott Marquis San Diego Marina

Monday, July 11	7:30 AM-6:30 PM
Tuesday, July 12	7:30 AM-6:30 PM
Wednesday, July 13	7:30 AM-5:30 PM
Thursday, July 14	7:30 AM-5:30 PM
Friday, July 15	7:30 AM-12:30 PM

Please note: KiddieCorp registration information and [registration form](#) can be viewed here. Infants under two years of age may accompany registered attendees into conference sessions, workshops, Expo, Map Gallery, and other activities as long as the infant is in a carrier and supervised at all times. If the infant begins to fuss or creates a distraction for other attendees in the session, the parent should step out to attend to the infant (please see the Esri Code of Conduct for Conferences and Community Spaces).

Exceptions may apply, so we request that attendees reach out and discuss individual needs with the Esri accessibility team.

[Learn more](#) about accessibility and services provided, such as hearing accommodations, service animals, prayer/quiet room, and first aid.

Esri UC Activities

Find your work-life balance by supplementing your conference agenda with fun activities that exercise your body and mind.

San Diego Convention Center | Grand Lobby D

Saturday, July 9	9:30 AM-4:30 PM
Sunday, July 10	7:30 AM-5:00 PM
Monday, July 11	7:30AM-5:00 PM
Tuesday, July 12	7:30 AM-5:00 PM
Wednesday, July 13	7:30AM-6:00 PM
Thursday, July 14	7:30 AM-6:00 PM

Learn More about Things-To-Do

Esri 5K Fun Run/Walk

Join fellow attendees along the scenic San Diego waterfront. Regardless of your pace, you can pound the pavement with the Esri user community by your side. Participants must be aged 18 and over.

Start and Finish Line:

Hilton San Diego Bayfront | Embarcadero Boardwalk

Wednesday, July 13 6:30 AM

Please note: Registration and fees apply.*

Sign up at the Activities Desk at the SDCC in Lobby D.

Morning Yoga

Start your day with a sense of inner calm. Stretch your body and relax your mind during morning yoga overlooking the San Diego Bay. Participants must be aged 18 and over.

Hilton San Diego Bayfront | Promenade Plaza

Tuesday, July 12 6:30 AM-7:30 AM

Thursday, July 14 6:30 AM-7:30 AM

Please note: Registration and fees apply.*

Sign up at the Activities Desk at the SDCC in Lobby D.

Family Night

Introduce your family and friends to GIS. Explore partner exhibits and enjoy fun activities. Family night is open to anyone accompanied by a registered Esri UC attendee.

San Diego Convention Center | Expo Hall A-C

Wednesday, July 13 4:00 PM-6:00 PM

All guests over the age of 18 must verify that they have been fully vaccinated against COVID-19.

Padres vs. Giants

Sit back and enjoy the game! Discounted tickets available for Saturday, July 9 and Sunday, July 10. [Learn more](#) details about this fun outing and purchase your tickets today.

Party at Balboa

Come celebrate a great Esri UC and join us for the Party at Balboa Park. Enjoy a wide range of entertainment and activities for the entire family, including access to world-class museums.

Wristbands are required. Get yours by scanning your badge on Wednesday, July 13 or Thursday, July 14 at the Activities Desk or Information Desk in the San Diego Convention Center, Grand Lobby D.

Additional tickets can be purchased for family and friends at the Activities Desk for \$50.00 each. Children aged 12 and under are admitted free. **Please note: All guests over the age of 18 must verify that they have been fully vaccinated against COVID-19.**

Round-trip shuttle transportation will be provided between the San Diego Convention Center and Balboa Park from 5:00 PM to 10:30 PM.

Bus loading locations

General: SDCC outside of Hall H

Family: SDCC outside of Hall D

ADA: SDCC outside of Hall E

Buses returning from Balboa Park will have stops at both 4th ave/E street and the SDCC.

Balboa Park

Thursday, July 14

5:30 PM-10:00 PM

*No cash accepted.

Party at Balboa Brochure

The Esri UC Store

Visit the Esri UC Store to find T-shirts, mouse pads, and other Esri memorabilia for GIS lovers of all ages. Of course, you'll also find award-winning books about the science, application, and technology of GIS, published by Esri Press.*

San Diego Convention Center | Grand Lobby D

Sunday, July 10	12:00 PM-6:00 PM
Monday, July 11	8:00 AM-6:00 PM
Tuesday, July 12	8:00 AM-6:00 PM
Wednesday, July 13	8:00 AM-6:00 PM
Thursday, July 14	8:00 AM-4:00 PM

*No cash accepted.

Lunch Options

Lunch for purchase is available at a variety of locations, Monday through Thursday. Enjoy a diverse selection of kiosks and food trucks from the following locations:

San Diego Convention Center | Plaza Park

Monday, July 11	11:00 AM-2:00 PM
Tuesday, July 12	11:00 AM-2:00 PM
Wednesday, July 13	11:00 AM-2:00 PM
Thursday, July 14	11:00 AM-2:00 PM

San Diego Convention Center | Sails Pavilion

Tuesday, July 12	11:00 AM-1:30 PM
Wednesday, July 13	11:00 AM-1:30 PM
Thursday, July 14	11:00 AM-1:30 PM

Hilton San Diego Bayfront | Bayfront Lawn

Monday, July 11	12:00 PM-2:00 PM
Tuesday, July 12	11:30 AM-1:30 PM
Wednesday, July 13	11:30 AM-1:30 PM
Thursday, July 14	11:30 AM-1:30 PM

Charging Your Mobile Device

Be sure to bring your adapters to charge your mobile devices. Charging stations within the San Diego Convention Center are limited and in great demand, but electrical outlets are readily available.

Hydration Stations

Water will be available at hydration stations throughout the conference venues. Use your new Esri UC water bottle and stay hydrated throughout Esri UC.

Information Desks

Need assistance? Get your questions answered at the Information Desk located in the San Diego Convention Center, Grand Lobby D.

Luggage and Coat Check

You may securely check your belongings at the San Diego Convention Center, Grand Lobby C.

Parking

On-site private parking is available at the 1,950-vehicle underground garage of the San Diego Convention Center.

[Explore All Parking Options](#)

Be Comfortable and Stay Warm

With over two million square feet of conference space, we encourage you to wear comfortable shoes. And given the cool temperatures in the Convention Center and during the evenings outdoors, we also encourage you to bring a light jacket.

Thank You Event Sponsors

Platinum Sponsors



Gold Sponsors



Silver Sponsors



Bronze Sponsors

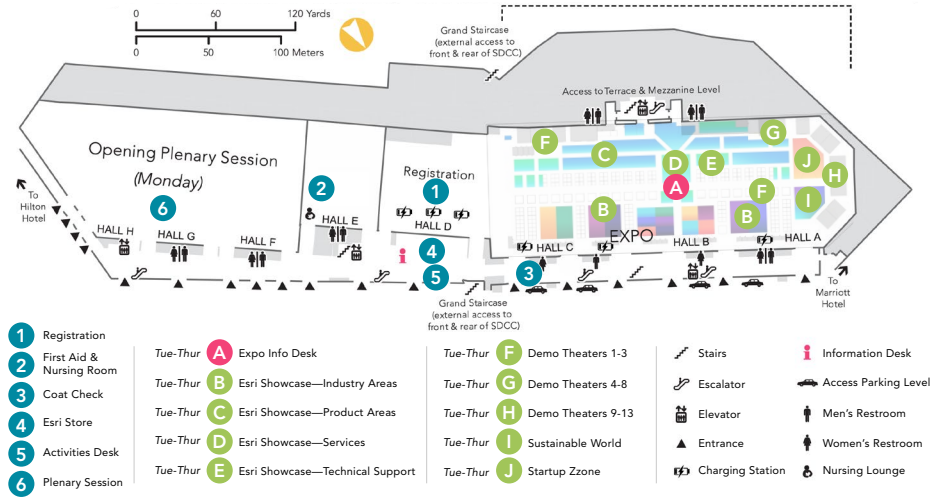


Health and Wellness Sponsor

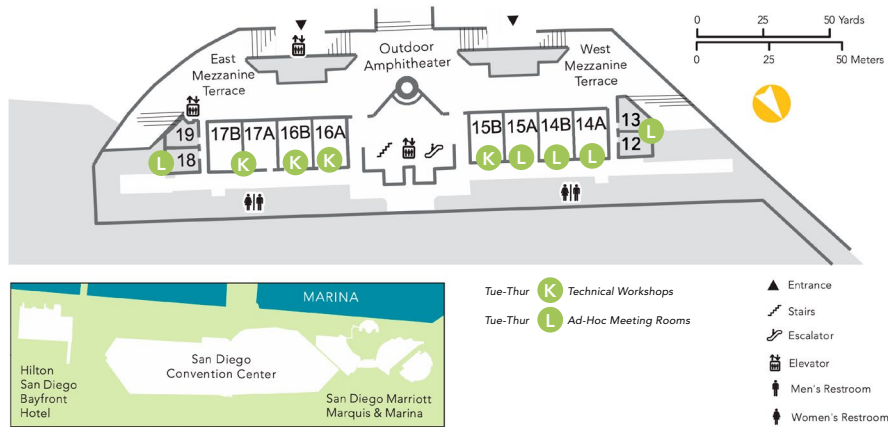


San Diego Convention Center Maps

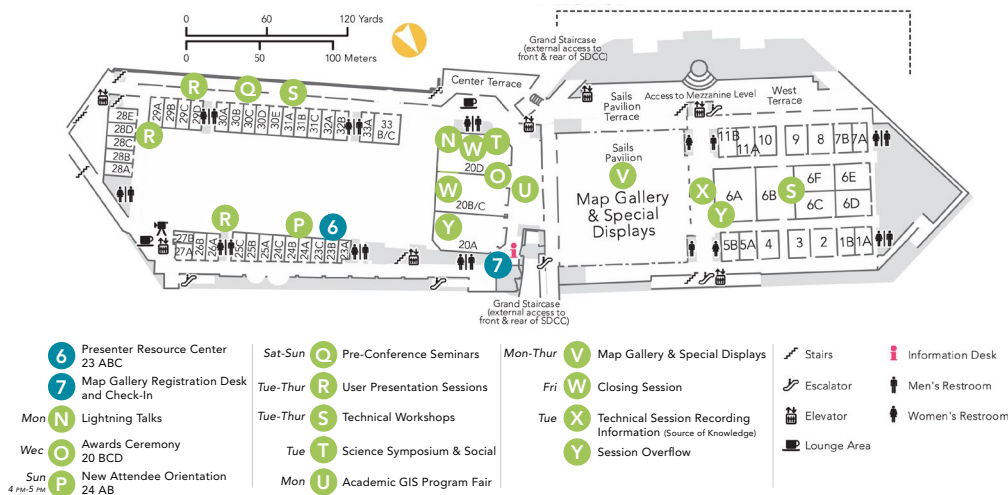
Ground Level



Mezzanine



Upper Level





Esri, the global market leader in geographic information system (GIS) software, offers the most powerful mapping and spatial analytics technology available.

Since 1969, Esri has helped customers unlock the full potential of data to improve operational and business results. Today, Esri software is deployed in more than 350,000 organizations including the world's largest cities, most national governments, 75 percent of Fortune 500 companies, and more than 7,000 colleges and universities. Esri engineers the most advanced solutions for digital transformation, the Internet of Things (IoT), and location analytics to inform the most authoritative maps in the world.

Visit us at esri.com.



Contact Esri

380 New York Street
Redlands, California 92373-8100 USA

1 800 447 9778
T 909 793 2853
F 909 793 5953
info@esri.com
esri.com

Offices worldwide
esri.com/locations

esri.com/about/events/uc