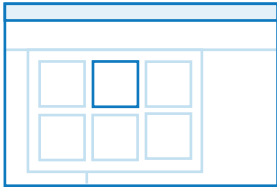


# Creating a web map

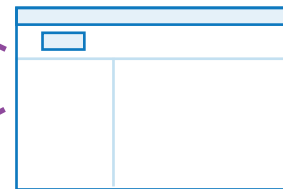


## 1 Choose basemap



- 📍 Sign in to ArcGIS Online ([www.arcgis.com](http://www.arcgis.com)).
- 📍 Open a map.
- 📍 Choose a basemap.

## 2 Add layers




- 📍 Search for a layer.
- 📍 Add a layer from a file.
- 📍 Create a new layer.

## 3 Change style



- 📍 Choose a layer.
- 📍 Change its style.
- 📍 Save your changes.

## 4 Configure pop-ups



- 📍 Choose a layer.
- 📍 Change its pop-up.
- 📍 Save your changes.

## 5 Save map



- 📍 Save the map.
- 📍 Share it with others.
- 📍 Use it in an application.